



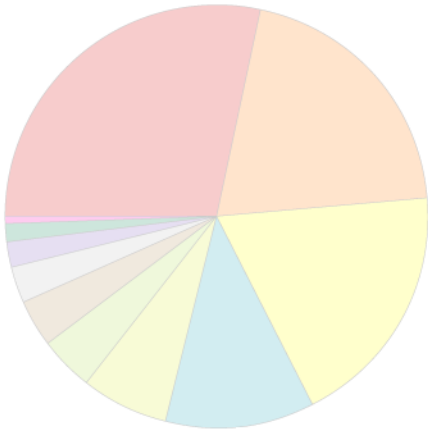
NPP INCOME TAX CHART

Email :: [Print](#) [1] ::  [PDF](#) [2] :: [Bookmark](#) [3]
 [Feed](#) [4] :: [Embed](#) :: [Subscribe](#) [6]

Enter the amount of federal income tax you paid during 2007 and see how the government spent the money.
Note: Totals may not add up to 100% due to rounding.

Your Income Taxes: *

example: 30000 no commas etc



Source URL: <http://www.nationalpriorities.org/taxchart2008>

Links:

- [1] <http://www.nationalpriorities.org/print/taxchart2008/taxchart2008>
- [2] <http://www.nationalpriorities.org/printpdf/taxchart2008/taxchart2008>
- [3] <http://www.addthis.com/bookmark.php>
- [4] <http://www.nationalpriorities.org/publications/feed>
- [5] <http://www.nationalpriorities.org/http>
- [6] http://www.nationalpriorities.org/why_join